



DECK CARGO / RORO CARGO  
**TRONDS BARGE II**

LENGTH MOULDED	45,00 M
BEAM MOULDED	12,00 M
DEPTH MOULDED	2,50 M
DEADWEIGHT.MAX.	660 TON

# TRONDS BARGE II

## General \*

YARD NUMBERS	524206
DELIVERY DATE	Q4 2019
TYPICAL APPLICATIONS	Deck Cargo, RoRo Cargo, Tank Cargo
TYPICAL AREA OF OPERATION	Coastal waters, Estuaries, Harbours, Inland waters
CLASSIFICATION	DNV Class I ✚ Barge for Oil products with flashpoint above 60°C R4

## F.O. cargo system \*

Cargo piping	DN 100
Cargo pump	60 m <sup>3</sup> /h @ 2,2 bar 440 V / 60 Hz
Pump/Filling station	Manifold in a closeable casing at main deck

## Pump station design conditions \*

Sea water temperature	0° to +35° C
Outside air temperature	-5° to +45° C

## Optional equipment \*

Flow meter	One flow meter incorporated in the F.O. Cargo manifold
------------	---

## Dimensions \*

LOA	45,00 m
BOA	12,00 m
Depth	2,50 m
Draught max	1,95 m
DWT	660 t

## Capacities \*

Deck load	12 t/m <sup>2</sup>
Compartments	14 pcs.
Cargo tanks	3 x 100 m <sup>3</sup> 3 x 80 m <sup>3</sup>

\* Mentioned deadweight is calculated and excluding optional equipment

\* Picture shows an Artist Impression of a Stan Pontoon 4512 with full option package

## Contact details Project and Chartering

### Aage Petter Fjelland

Sales Leader

+47 928 06 120

aage.petter.fjelland@trondsmarine.com

### Steinar Eide

Manager – Project and Chartering

+47 971 29 666

steinar.eide@trondsmarine.com

### Lasse Digranes

Manager – Project and Chartering

+47 934 00 681

lasse.digranes@trondsmarine.com

\* These specifications are given without guarantee  
and may be subject to change without notice.

## Standard execution \*

<b>Bollards</b>	6 double bollards SWL 80Kn and 2 single bollards at the stern.
<b>Draught marks</b>	At fore, midship and aft on PS and SB every 20 cm
<b>Boarding ladders</b>	2 on SB and 2 on PS in recesses of the hull
<b>Cathodic protection</b>	Zinc anodes on underwater part of the hull
<b>Manholes</b>	Flush bolted manholes
<b>Load ramp</b>	2 ramp panels connected to hand operated winches to frame, Length 7 m, width 9,6 m, load 12 t/m <sup>2</sup>
<b>Fendering</b>	On each corner a truck tyre fender. Along both sides two half pipe fenders. Tyre fender system.
<b>Lifting eyes</b>	Four lifting eyes on main deck
<b>Truck stop frame</b>	Two truck stop frames on main deck fwd
<b>F.O. Cargo system</b>	with Cargo Pump and manifold
<b>Bilge pump set</b>	An electrical driven submersible bilge pump with hose
<b>De-aeration</b>	One central de-aeration cap
<b>Shore connection</b>	A shore connection box is provided with pump start / stop and level alarm buzzer
<b>Lashing Eyes</b>	3 rows with lashing eyes on deck, Ship sides & center line D-rings. MBL 490 KN

## Contact details Project and Chartering

### Aage Petter Fjelland

*Sales Leader*

+47 928 06 120

aage.petter.fjelland@trondsmarine.com

### Steinar Eide

*Manager – Project and Chartering*

+47 971 29 666

steinar.eide@trondsmarine.com

### Lasse Digranes

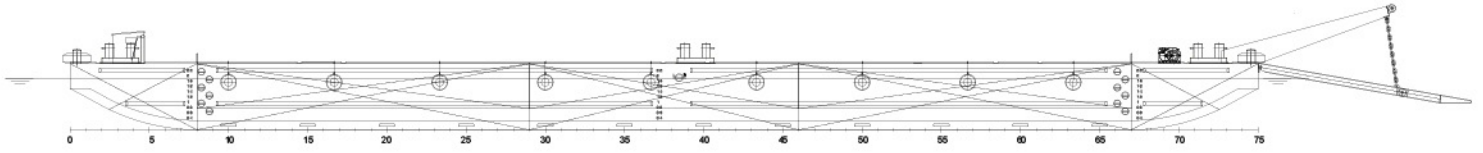
*Manager – Project and Chartering*

+47 934 00 681

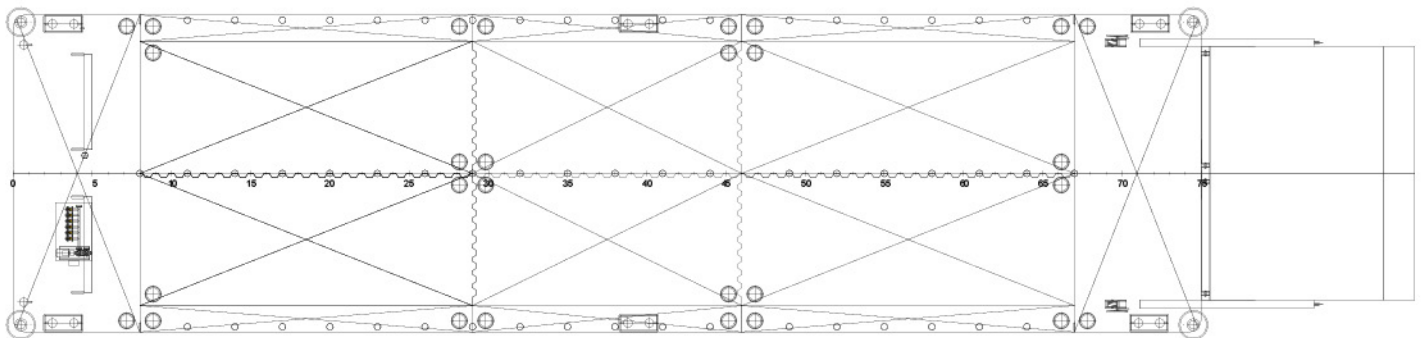
lasse.digranes@trondsmarine.com

# TRONDS BARGE II

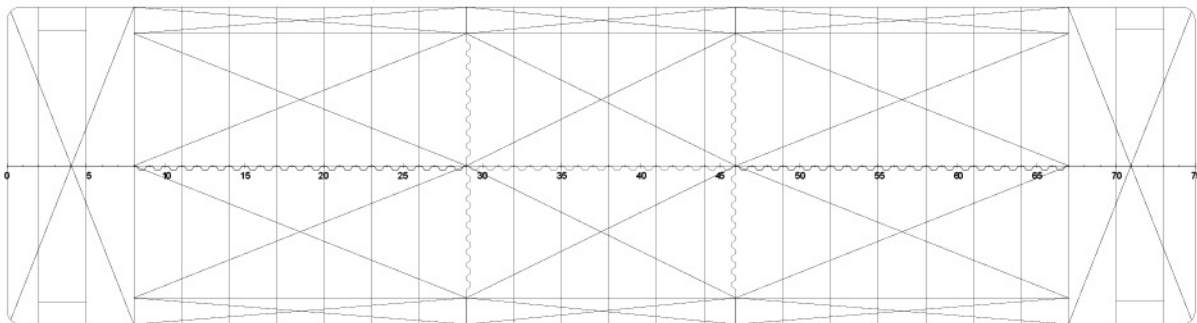
SIDE VIEW



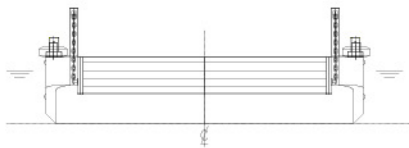
TOP VIEW



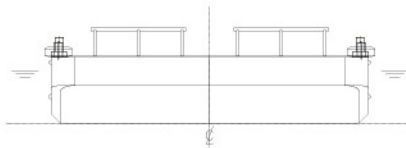
VIEW BELOW MAIN DECK



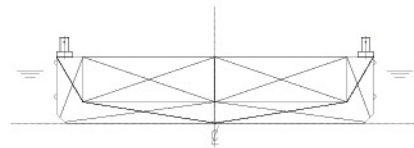
FRONT VIEW



AFT VIEW



CROSS SECTION



\* These specifications are given without guarantee and may be subject to change without notice.

# TRONDS BARGE II



\* These specifications are given without guarantee and may be subject to change without notice.